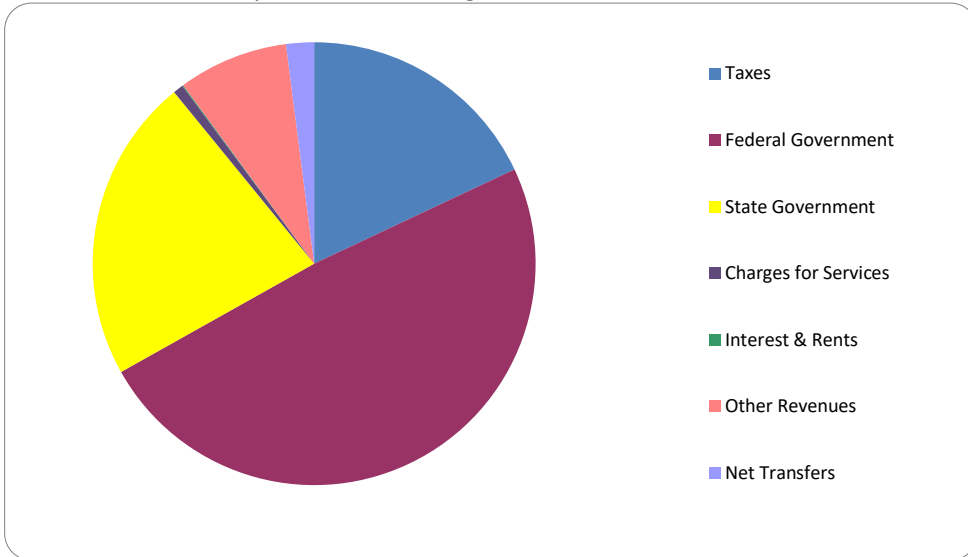


**CITIZEN'S GUIDE TO LOCAL UNIT FINANCES - City of Olivet (23-2050)**

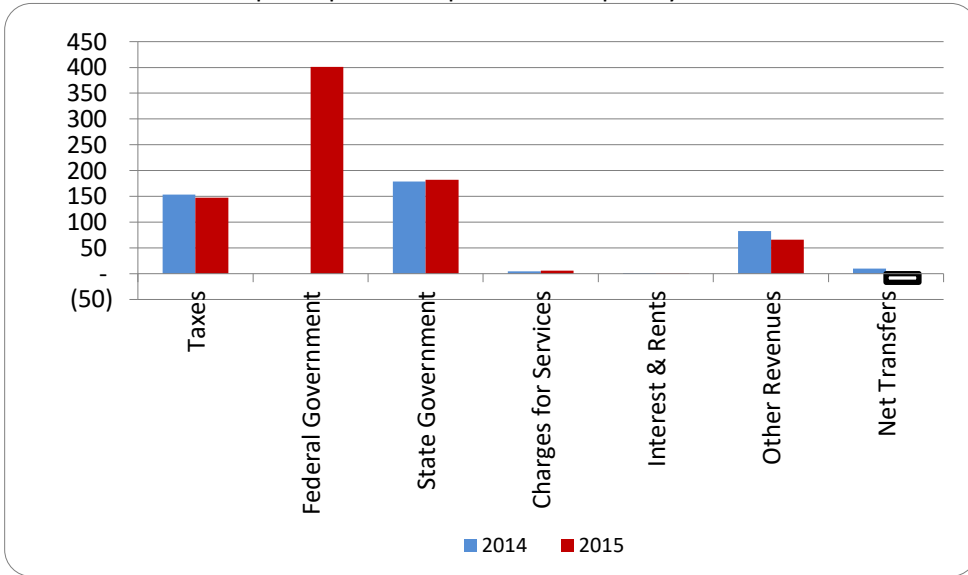
1. Where our money comes from (all governmental funds)



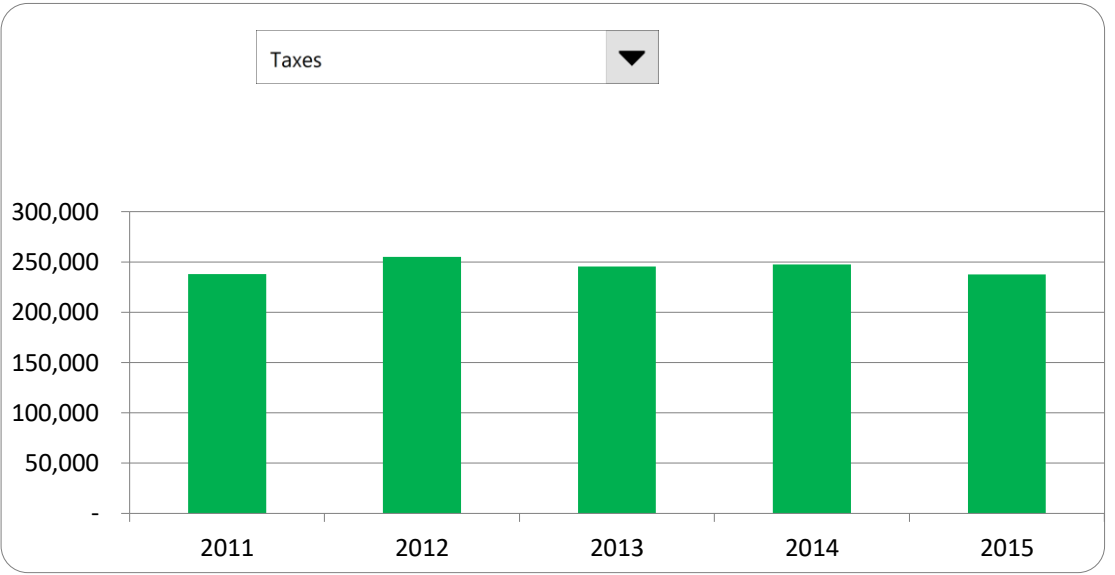
2. Compared to the prior year

	2014	2015	% change
Taxes	\$ 247,370	\$ 237,690	-3.91%
Federal Government	-	645,253	N/A
State Government	288,644	293,568	1.71%
Charges for Services	7,650	9,893	29.32%
Interest & Rents	2,412	971	-59.74%
Other Revenues	133,256	106,177	-20.32%
Net Transfers	16,100	(26,877)	-266.94%
<b>Total Revenues</b>	<b>\$ 695,432</b>	<b>\$ 1,266,675</b>	<b>82.14%</b>

3. Revenue sources per capita - compared to the prior year



4. Historical trends of individual sources



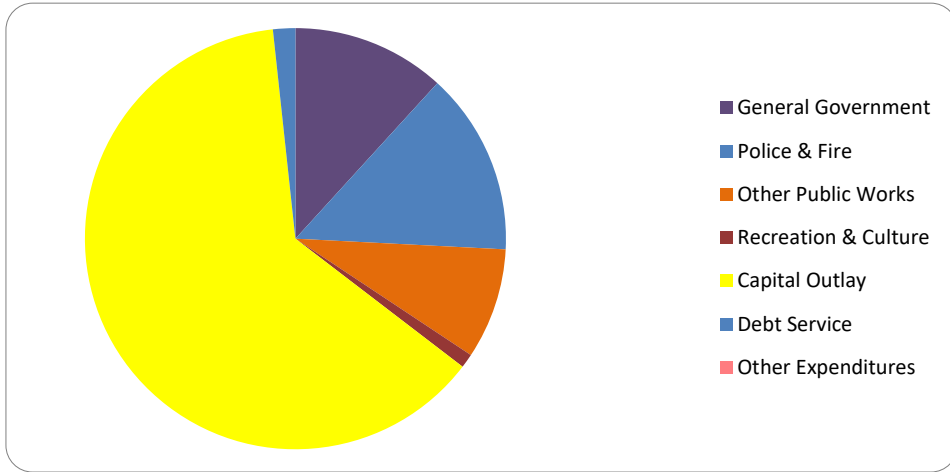
Commentary: Federal Government revenue in 2015 is the Department of Housing and Urban Development (HUD) downtown infrastructure grant.

For more information on our unit's finances, contact Erin Bierly at (269) 749-4961.

**CITIZEN'S GUIDE TO LOCAL UNIT FINANCES - City of Olivet (23-2050)**

**EXPENDITURES**

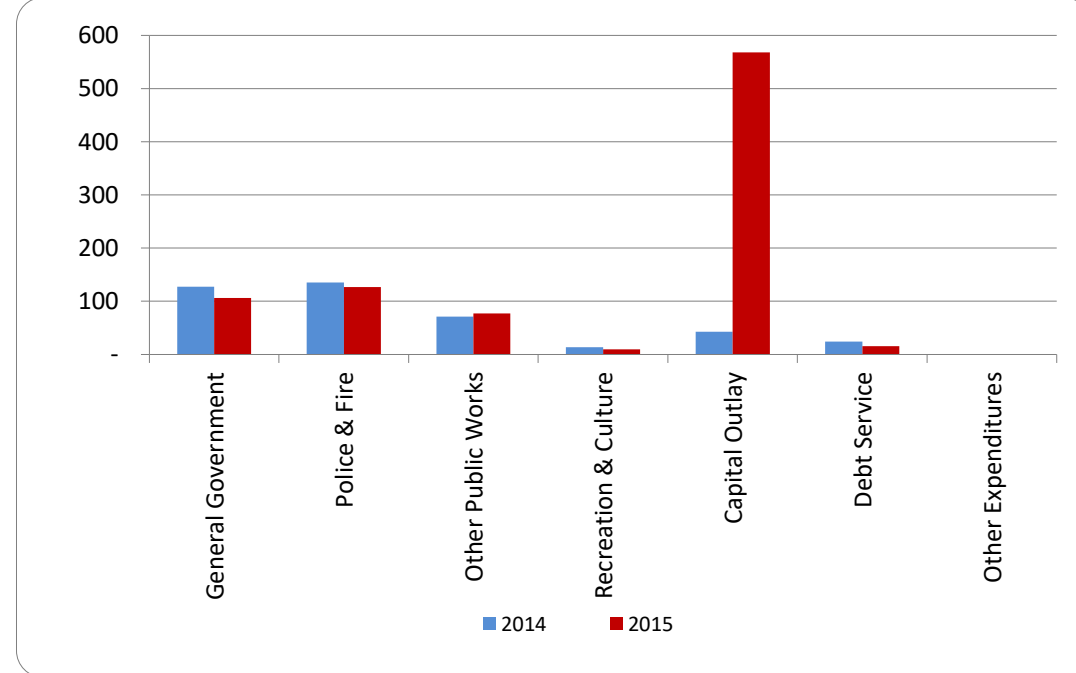
**1. Where we spend our money (all governmental funds)**



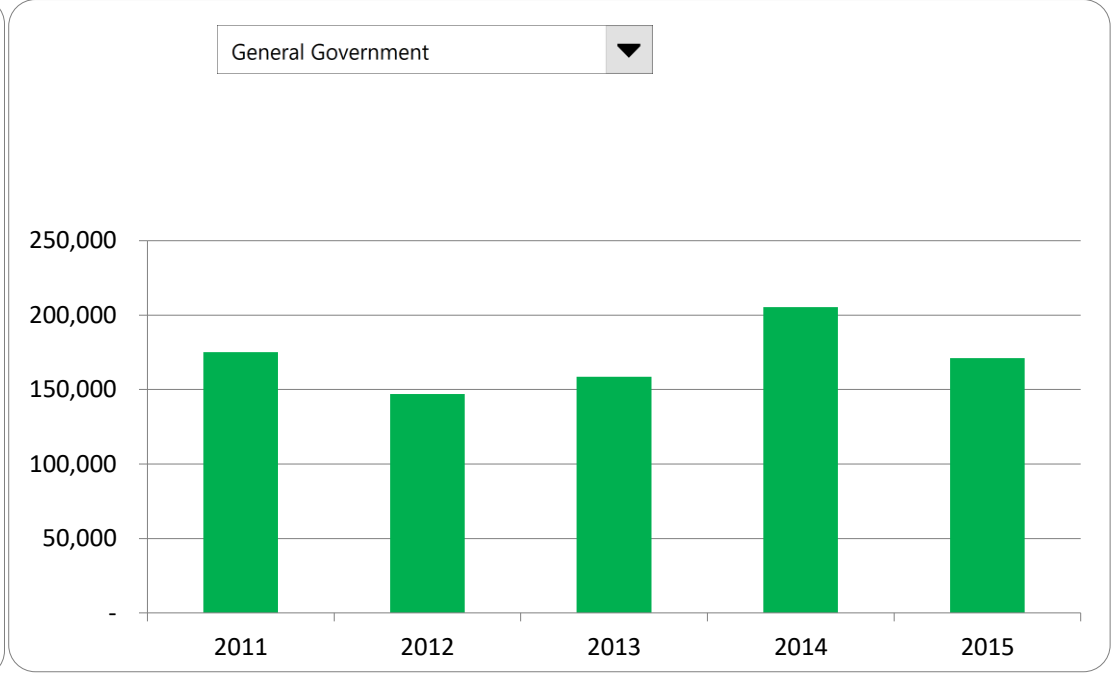
**2. Compared to the prior year**

	<u>2014</u>	<u>2015</u>	<u>% change</u>
General Government	\$ 205,286	\$ 171,157	-16.63%
Police & Fire	218,234	204,023	-6.51%
Other Public Works	114,399	123,719	8.15%
Recreation & Culture	22,466	15,682	-30.20%
Capital Outlay	69,104	914,185	1222.91%
Debt Service	39,054	24,886	-36.28%
Other Expenditures	-	-	N/A
<b>Total Expenditures</b>	<b>\$ 668,543</b>	<b>\$ 1,453,652</b>	<b>117.44%</b>

**3. Spending per capita - compared to the prior year**



**4. Historical trends of individual departments:**



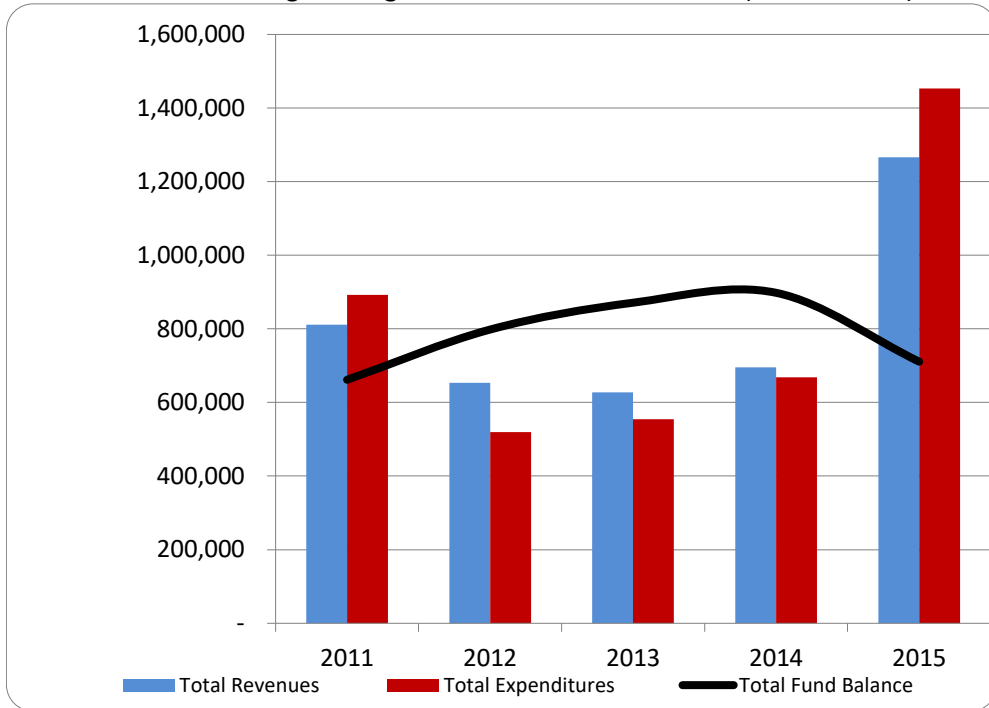
Commentary: The increase in Capital Outlay expenditures in 2015 is due to the Department of Housing and Urban Development (HUD) downtown infrastructure grant.

For more information on our unit's finances, contact Erin Bierly at (269) 749-4961.

**CITIZEN'S GUIDE TO LOCAL UNIT FINANCES - City of Olivet (23-2050)**

**FINANCIAL POSITION**

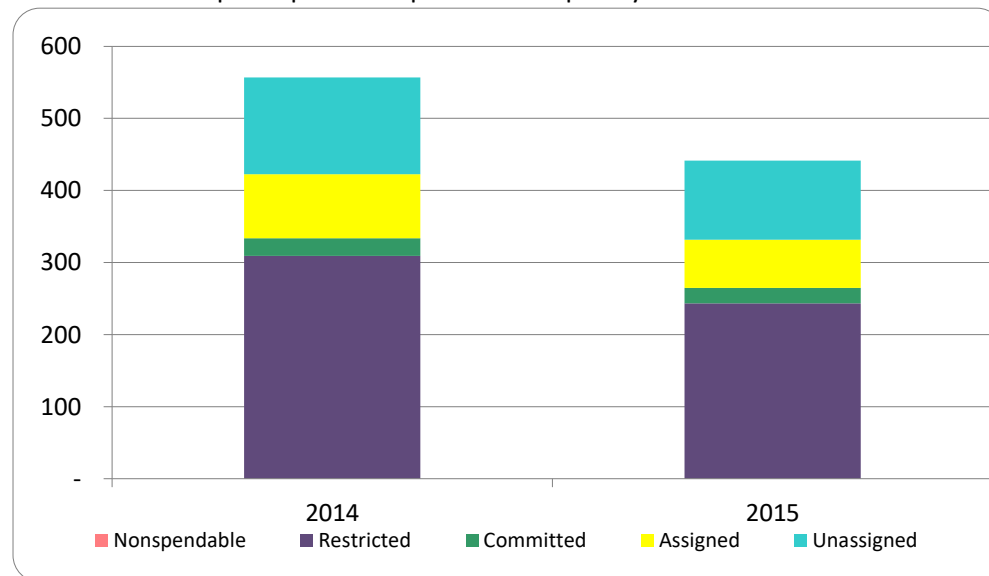
**1. How have we managed our governmental fund resources (fund balance)?**



**2. Compared to the prior year**

	2014	2015	% change
Revenue	695,432	1,266,675	82.14%
Expenditures	668,543	1,453,652	117.44%
Surplus (shortfall)	26,889	(186,977)	-795.37%
Fund balance, by component:			
Nonspendable	-	-	N/A
Restricted	498,397	391,642	-21.42%
Committed	39,579	34,930	-11.75%
Assigned	143,259	107,265	-25.13%
Unassigned	216,706	177,127	-18.26%
total fund balance	897,941	710,964	-20.82%

**3. Fund balance per capita - compared to the prior year**



**4. Historical trends of individual components**



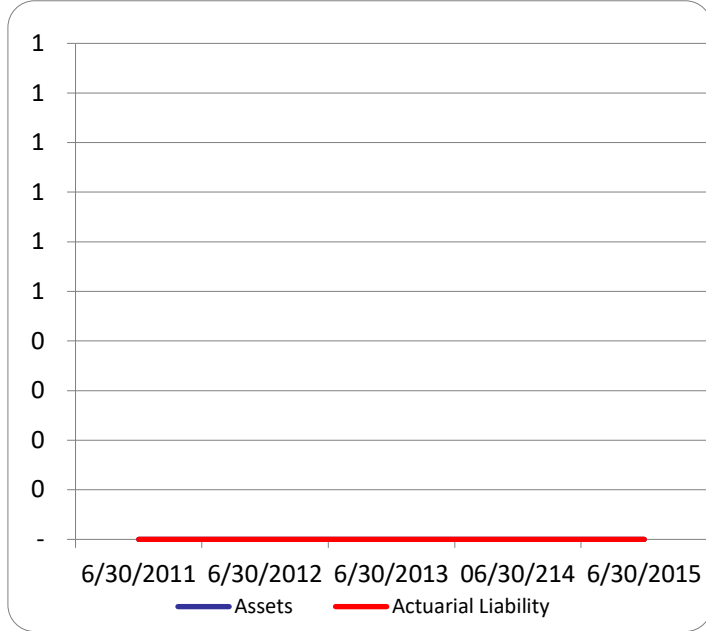
Commentary:

For more information on our unit's finances, contact Erin Bierly at (269) 749-4961.

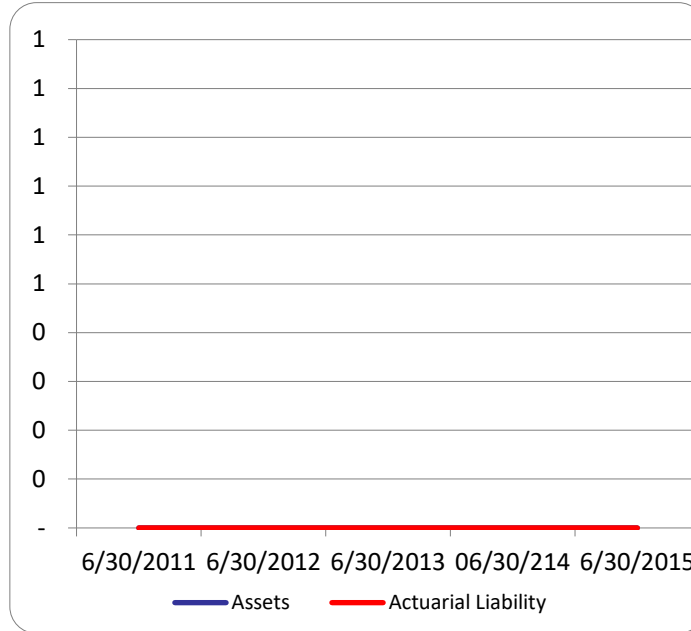
**CITIZEN'S GUIDE TO LOCAL UNIT FINANCES - City of Olivet (23-2050)**

**OTHER LONG TERM OBLIGATIONS**

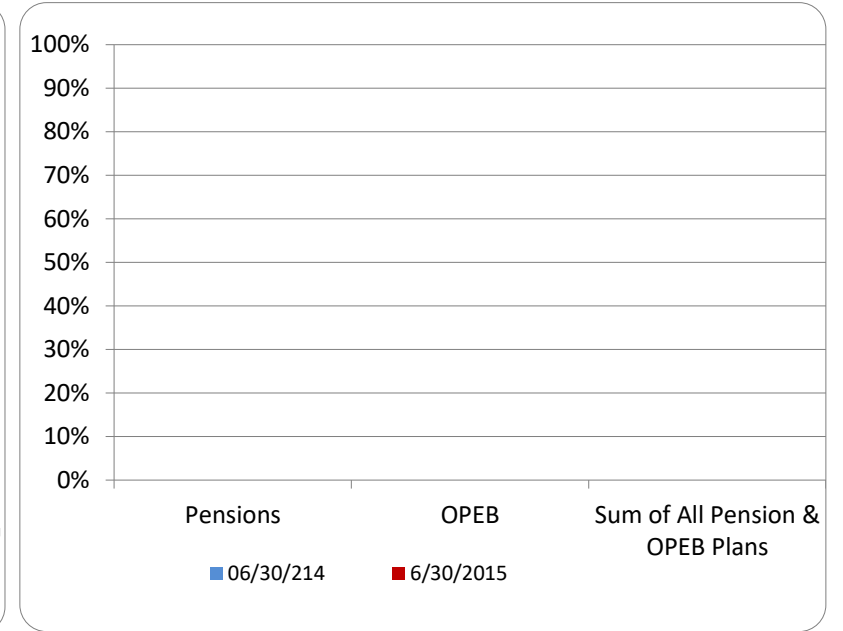
1. Pension funding status



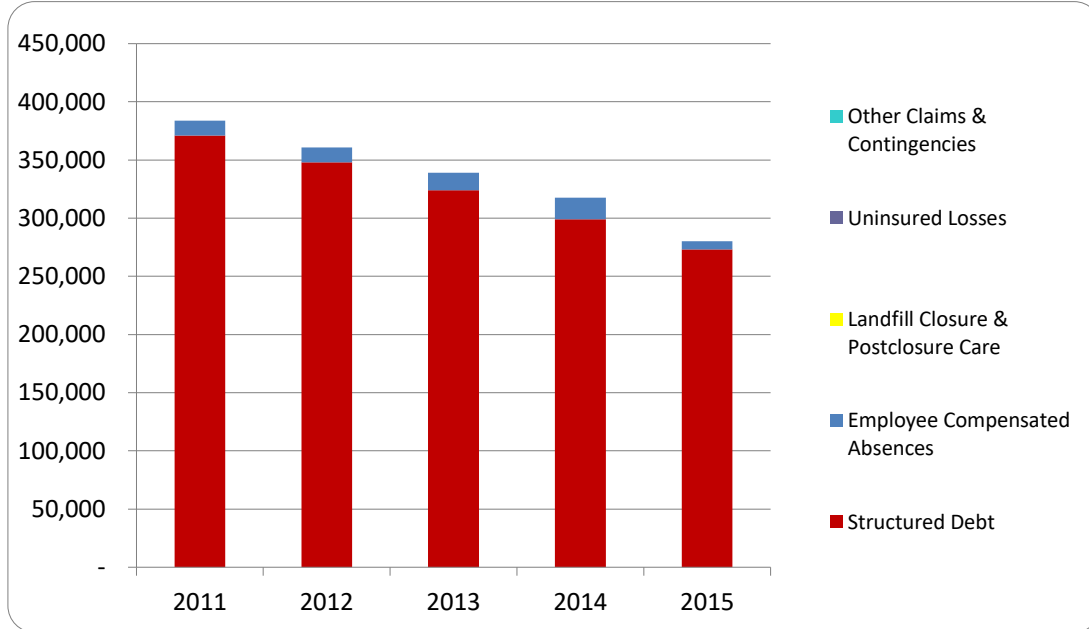
2. Retiree Health care funding status



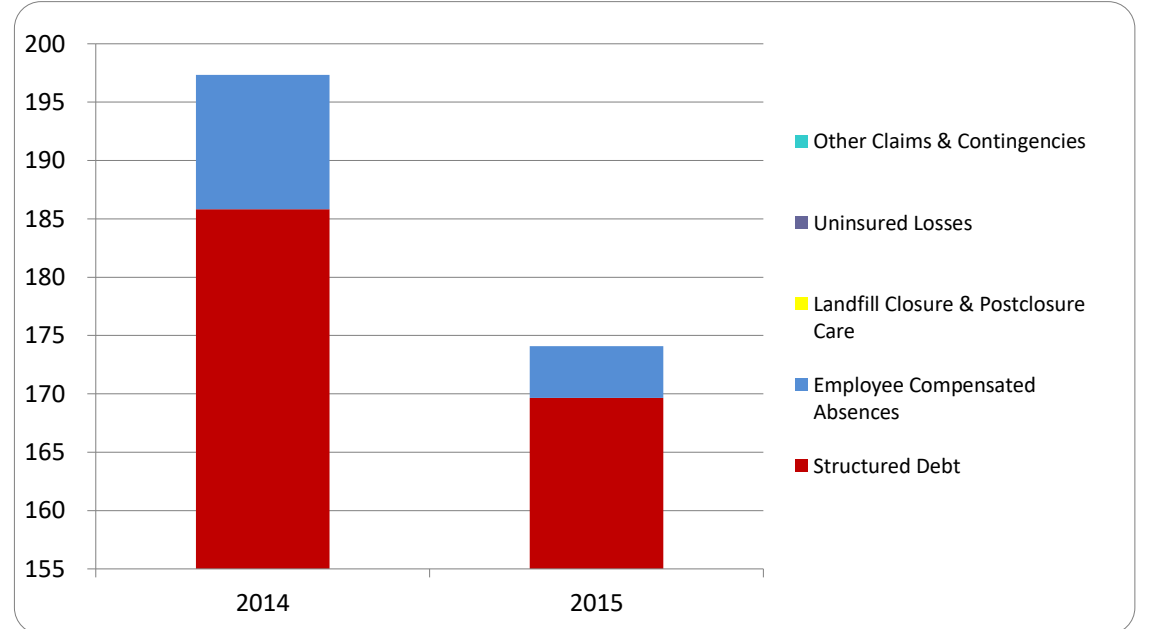
3. Percent funded - compared to the prior year



4. Long Term Debt obligations:



5. Debt & other long term obligations per capita - compared to the prior year



Commentary: The City provides a defined contribution pension plan for its employees and does not offer retiree healthcare. As such, the City does not have any legacy costs. The City's debt consists of two bonds (Transportation and Municipal Building) and an installment purchase for an EMS vehicle.

For more information on our unit's finances, contact Erin Bierly at (269) 749-4961.